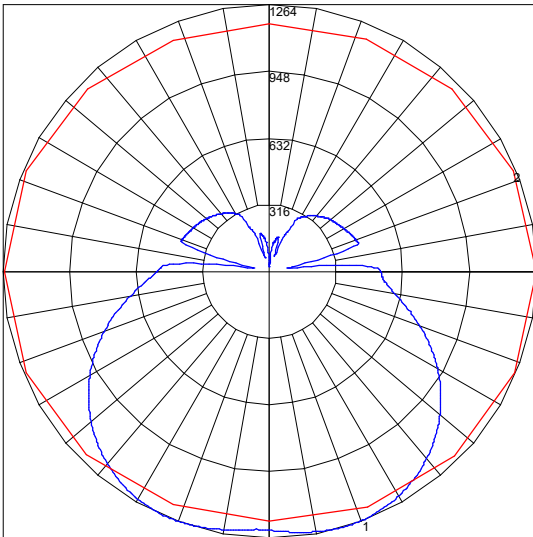


Photometric Report

Polar Graph



Maximum Candela = 1264.2 Located At Horizontal Angle = 0, Vertical Angle = 16.5
 # 1 - Vertical Plane Through Horizontal Angles (0 - 180) (Through Max. Cd.)
 # 2 - Horizontal Cone Through Vertical Angle (16.5) (Through Max. Cd.)

Characteristics

Luminaire Lumens	6329
Total Luminaire Efficiency	100 %
Luminaire Efficacy Rating (LER)	131
Total Luminaire Watts	48.4367
Ballast Factor	1.00
CIE Type	Semi-Direct
Spacing Criterion (0-180)	1.50
Spacing Criterion (90-270)	1.28
Spacing Criterion (Diagonal)	1.56
Basic Luminous Shape	Point

Coefficients of Utilization – Zonal Cavity Method

Effective Floor Cavity Reflectance 0.20

RC	80			70			50			30			10			0		
RW	70	50	30	10	70	50	30	10	50	30	10	50	30	10	50	30	10	0
0	114	114	114	114	109	109	109	109	99	99	99	90	90	90	82	82	82	79
1	101	95	90	86	96	91	86	82	83	79	76	75	72	70	68	66	64	60
2	91	82	74	68	86	78	71	65	71	65	60	64	60	56	58	55	51	48
3	82	71	62	55	78	68	60	53	61	55	49	56	50	46	51	46	42	39
4	75	62	53	46	71	59	51	44	54	47	41	49	43	38	45	40	36	33
5	69	55	46	39	65	53	44	37	48	41	35	44	38	33	40	35	31	28
6	63	49	40	33	60	47	39	32	43	36	30	39	33	28	36	31	26	24
7	58	44	35	29	55	42	34	28	39	32	26	36	29	25	33	27	23	21
8	54	40	32	26	51	39	30	25	35	28	23	33	26	22	30	25	21	18
9	50	37	28	23	48	35	27	22	33	26	21	30	24	20	27	22	18	16
10	47	34	26	20	45	32	25	20	30	23	19	28	22	18	25	20	17	15

Zonal Lumen Summary

Zone	Lumens	%Lamp	%Fixt
0-20	464.92	7.30	7.30
0-30	1016.49	16.10	16.10
0-40	1721.95	27.20	27.20
0-60	3302.80	52.20	52.20
0-80	4572.22	72.20	72.20
0-90	4977.21	78.60	78.60
10-90	4859.64	76.80	76.80
20-40	1257.04	19.90	19.90
20-50	2046.43	32.30	32.30
40-70	2290.39	36.20	36.20
60-80	1269.42	20.10	20.10
70-80	559.87	8.80	8.80
80-90	405.00	6.40	6.40
90-110	422.71	6.70	6.70
90-120	684.76	10.80	10.80
90-130	918.56	14.50	14.50
90-150	1235.45	19.50	19.50
90-180	1352.18	21.40	21.40
110-180	929.47	14.70	14.70
0-180	6329.39	100.10	100.00

Total Luminaire Efficiency = 100.00%

For the most up-to-date specs and warranty information, please visit www.tcp.com



Residential Economy General Purpose Strip

Product Specifications



TCP's Residential Economy General Purpose Strip is designed to illuminate any area in all directions, making them perfect for lighting small to medium sized areas. These integrated LED luminaires significantly reduce energy consumption compared to fluorescent systems, providing instant energy savings and potential utility rebates where available. A long 50,000 hour rated life substantially decreases maintenance labor and material costs over the life of the fixture.

TCP's Residential Economy General Purpose Strip incorporates a frosted white diffuser lens to protect the LEDs and minimize glare, while delivering bright, uniform light.

Reasons to choose the Residential Economy General Purpose Strip from TCP

- Light output in every direction to fully illuminate small and medium spaces
- Uses up to 58% less energy than traditional fluorescent systems for instant energy savings and potential rebate eligibility
- 50,000 hour rated life minimizes replacement and labor costs
- Easy to install in a variety of applications
- Mercury-free construction is great for all environments
- Integrated microwave sensor
- Can be mounted flush or hanging
- Excellent color consistency and CRI enhance final point color while monitoring uniformity throughout lighting installation

Ideal Applications

- Utility and Stock Rooms
- Garages
- Basement and Laundry Rooms
- Workshops



Residential Economy General Purpose Strip

Specifications

Input Line Voltage	120V
Wattage (W).....	51W
Lumens (L).....	6250L
Color Temperature.....	27K/30K/35K/40K/50K Selectable
Controls.....	Integrated Microwave Sensor
Rated Life	>50,000 hours
Operating Temperature	-20°C to 50°C
CRI	80+
Power Factor	>0.9
THD.....	<20%

Applications

TCP's Residential Economy General Purpose Strip can be effectively used in many indoor applications such as schools, shops and garages, or any open ceiling design.

Construction

- Sleek, modern design
- Comes standard with aircraft cable hanging kit
- Standard microwave motion sensor included

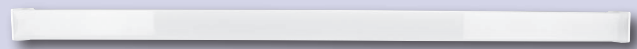
Electrical

- ETL/CETL damp location rated
- System rated for long 50,000 hour life
- Efficiently delivers up to 140 LPW

Optics

- 320° beam angle provides lighting in nearly every direction
- Durable frosted white diffuser lens
- Glare-free light distribution

Item Number	
Notes	Type



Listings

RoHS Compliant
DLC 5.1 Standard

Warranty

Five year limited warranty against defects in manufacturing.

Catalog Ordering Matrix

ITEM NUMBER	SIZE	VOLTAGE	DIMMING	LUMEN PACKAGE (Power) ^{1,2}	COLOR TEMPERATURE	SENSOR CONTROL	CORD
EGP4UA1CCTIS6C115	4'	120V	Non-Dimmable	6250L (51W)	27K/30K/35K/40K/50K Selectable Color	Integrated Microwave Sensor	6' Cord with NEMA 115 Plug

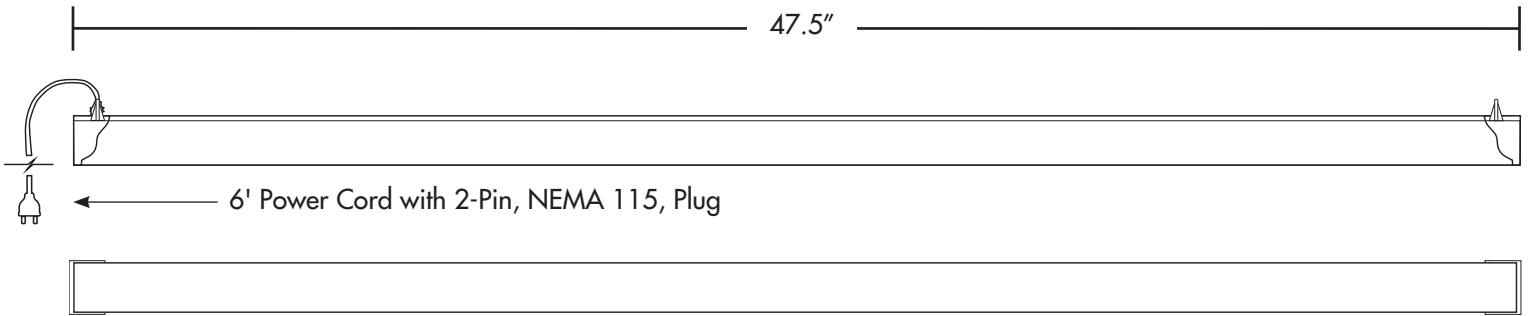
¹ Approximate lumen output. Actual performance may vary based on CCT, options selected and end use application.

² Actual wattage may differ by +/- 10%.

³ Specifications subject to change with or without notice.



Wireline Dimensions



2.375"



2"

