



Select Series LED UFO High Bay Luminaires

Product Specifications



TCP's easy-to-install Select Series LED UFO High Bay Luminaires have a sleek, robust design to meet a variety of application needs.

Combining long-life and outstanding efficacy up to 165 LPW, TCP offers a cost-effective solution to maximize energy and maintenance savings. These LED luminaires instantly deliver brilliant white light, eliminating long warm up times experienced with HID fixtures.

Reasons to choose the Select Series LED UFO High Bay Luminaires from TCP

- Energy-efficient design delivers up to 165 LPW and uses less energy than HID alternatives
- Smooth, uniform 0-10V dimming
- Instant-on
- Long-life: 50,000 hours
- Heavy duty die-cast aluminum housing
- IP65 wet location rated
- Standard hanging hook and optional pendant mount adapter available for easy installation
- Mercury-free and environmentally friendly
- Battery backup is Title 20 Compliant
- IK10 rating eliminates the need for a wire guard

Ideal Applications

- Warehouses & Distribution Centers
- Commercial Facilities
- Aisles (Open & Stock)
- Retailers
- Schools & Municipalities
- Field Houses & Gymnasiums
- Open Ceiling Designs





LED UFO High Bay Luminaires

Specifications

Input Line Voltage 120-277VAC
 Input Line Frequency (Hz) 50/60Hz
 Wattage (W)..... 80/120/150/155/200/240W
 Lumens (L).... 13,200/19,800/24,750/25,500/33,000/39,600L
 Lumens per Watt (LPW)..... >165 LPW
 Rated Life..... 50,000 hours
 Minimum Starting Temperature -40°C (-22°F)
 Maximum Operating Temperature..... 50°C (122°F)
 CRI >80
 Power Factor >0.95
 THD..... <20%
 Surge Protection 6kV
 Ratings cULus wet location rated, IP65,
 IK10 Impact rating, DLC 5.1 Premium
 Controls..... ZHAGA Book 18 Receptacle



Select Series LED Round High Bay



Replacement Strategy

TYPE	WATTAGE	ENERGY SAVINGS
TCP UFO High Bay – 13,200 Lumens	80W	—
150W Metal Halide	150W	47%
TCP UFO High Bay – 19,800 Lumens	120W	—
175W Metal Halide	175W	31%
TCP UFO High Bay – 24,750 Lumens	150W	—
250W Metal Halide	250W	40%
TCP UFO High Bay – 33,000 Lumens	200W	—
320W Metal Halide	320W	38%
TCP UFO High Bay – 39,600 Lumens	240W	—
400W Metal Halide	400W	40%





LED UFO High Bay Luminaires

Applications

The TCP Select Series LED UFO High Bay Luminaire is ideal for replacing traditional metal halide high bay systems. Benefits include high efficiency, excellent color rendering, long-life, instant-on, and improved uniformity.

Suggested mounting heights from 40' – 60' with primary applications including warehousing, commercial facilities, manufacturing facilities, open floor, aisle applications, and gymnasiums.

Construction

- Housing: durable and lightweight cast aluminum alloy
- IK10 rating eliminates the need for a wireguard
- Polycarbonate lens
- Finish: powder coated, post-painted black
- Easy-to-install with hanging hook (standard) or optional pendant mount adapter or pendant mount adapter with wiring box
- Sleek, stylish design
- 6FT power cord

Electrical

- cULus wet location rated, IP65
- 0-10V dimming driver (standard)
- System rated for long 50,000 hour life
- Efficiently delivers up to 165 LPW
- ZHAGA Book 18 Receptacle

Optics

- 110° beam angle

Item Number	
Notes	Type



Listings

cULus Listed – wet location rated
 IP65 Rated
 RoHS Compliant
 IK10 Rated
 DLC 5.1 Premium

Warranty

Five year limited warranty against defects in manufacturing.

Catalog Ordering Matrix

FAMILY	VOLTAGE	DIMMING	LUMEN PACKAGE (POWER) ^{1,2,5}	COLOR TEMPERATURE	OPTIONS
SELECTABLE WATTAGE WITH SELECTABLE COLOR					
UFO – Select Series UFO High Bay	U – 120V/277V H – 347V/480V (step down transformer)	ZD – 0-10V Dimming	SW3 – 13,200/16,500/24,750L (80/120/150W) SW6 – 24,750/33,000/39,600L (155/200/240W)	CCT – 30K/40K/50K Selectable	NLS – Network Lighting PIR Sensor
SINGLE WATTAGE WITH SELECTABLE COLOR					
UFO – Select Series UFO High Bay	U – 120V/277V H – 347V/480V (step down transformer)	ZD – 0-10V Dimming	240 – 39,600L (240W) 200 – 33,000L (200W) 155 – 25,500L (155W) 150 – 24,750L (150W) 120 – 19,800L (120W) 80 – 13,200L (80W)	CCT – 30K/40K/50K Selectable	NLS – Network Lighting PIR Sensor

Accessories:

Item Number	Description
UFOBRKT	ADJUSTABLE BRACKET
RHBPMA34	3/4" PENDANT MOUNT ADAPTER
UFOPMB34	3/4" PENDANT MOUNT JUNCTION BOX
BILDAIP65EM30	30W IP65 WET LOCATION RATED TITLE 20 BACKUP BATTERY
HM1	HAISEN 12V 0-10V DIMMING MICROWAVE SENSOR
HP1	HAISEN 12V 0-10V DIMMING PASSIVE INFRARED SENSOR
HREMOTE ⁴	REMOTE FOR HM1 AND HP1
SM1	SHARKWARD 12V 0-10V DIMMING MICROWAVE SENSOR
SP1	SHARKWARD 12V 0-10V DIMMING PASSIVE INFRARED SENSOR
ISREMOTE	REMOTE FOR SM1 AND SP1

¹ Approximate lumen output. Actual performance may vary based on CCT, options selected and end user application.

² Actual wattage may differ by +/- 10%.

³ Black color is standard. Other colors are special order only, extended lead times will apply. 100 pieces minimum order quantity for special color orders.

⁴ Only one remote needed per job.

⁵ 80 and 120W single wattage models match the SW3 dimensions, 150 and 200W single wattage models match the SW6 dimensions.

TCP®

325 Campus Dr. | Aurora, Ohio 44202 | P: 800-324-1496 | tcp.com



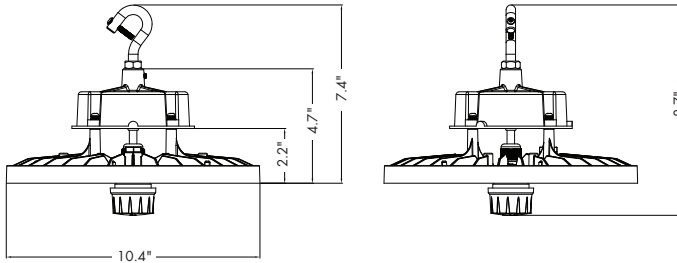
Not all versions of this product are qualified on the DLC QPL. To view our DLC qualified products, please consult the DLC Qualified Products List at www.designlights.org/qpl.



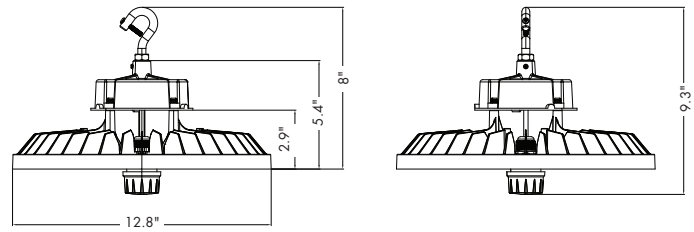
Select Series LED UFO High Bay Luminaires

Dimensions and Mounting Data

SW3



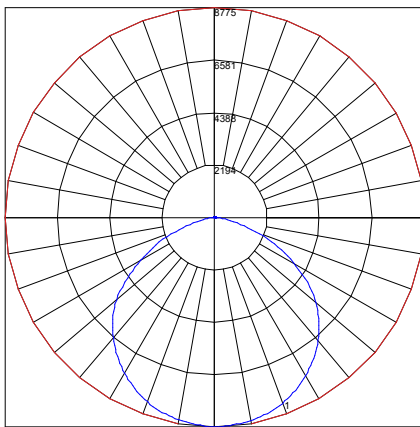
SW6



Photometric Report

Based on photometric data for TCP Item #UFOUZDSW3CCT

Polar Graph



Maximum Candela = 8775.1 Located At Horizontal Angle = 90, Vertical Angle = 1
 # 1 - Vertical Plane Through Horizontal Angles (90 - 270) (Through Max. Cd.)
 # 2 - Horizontal Cone Through Vertical Angle (1) (Through Max. Cd.)

Cone Charts

150W Model – 4000K Configuration

Height	Eavg FC, Emax FC	Angle: 92.74deg	Diameter
3.3ft	412.8, 1032.3		96.7in
6.6ft	103.2, 258.1		193.4in
9.8ft	45.9, 114.7		290.1in
13.1ft	25.8, 64.5		386.8in
16.4ft	16.5, 41.3		483.5in
19.7ft	11.5, 28.7		580.2in
23.0ft	8.4, 21.1		676.9in
26.2ft	6.5, 16.1		773.6in
29.5ft	5.1, 12.7		870.3in
32.8ft	4.1, 10.3		967.0in

Note: The Curves indicate the illuminated area and the average illumination when the luminaire is at different heights. Illumination values measured in foot-candles.
 1. Average output at a specified height relative to total output within ± 10% depending on device configuration
 2. Max output at specified height relative to total output within ± 10% depending on device configuration
 3. Diameter of beam spread ± 15in depending on device configuration

240W Model – 4000K Configuration

Height	Eavg FC, Emax FC	Angle: 92.74deg	Diameter
3.3ft	784.5, 1479.1		82.1in
6.6ft	196.1, 369.8		164.1in
9.8ft	87.2, 164.3		246.2in
13.1ft	49.0, 92.4		328.2in
16.4ft	31.4, 59.2		410.3in
19.7ft	21.8, 41.1		492.4in
23.0ft	16.0, 30.2		574.4in
26.2ft	12.3, 23.1		656.5in
29.5ft	9.7, 18.3		738.6in
32.8ft	7.8, 14.8		820.6in

Spacing Criterion (0-180): 1.28
 Spacing Criterion (90-270): 1.30

Specifications and dimensions subject to change without notice.
 For the most up-to-date specs and warranty information, please visit www.tcpi.com



TECHNOLOGY CAST IN A BEAUTIFUL LIGHT

For over 30 years, TCP has been designing, developing and delivering energy-efficient lighting into the market. Thanks to our cutting-edge technology and manufacturing expertise, we have shipped billions of high quality lighting products. With TCP, you can count on a lighting product that is designed to meet the needs of the market - that transforms your surroundings and envelopes you in warmth - lighting that generates beauty with every flip of the switch.

Sales:

Date:

Model:

Project:

Rep:

Catalog Number:

Type:

Notes:



For more information on the quality and care TCP can deliver, call us at **800.324.1496** or visit tcp.com

325 Campus Dr. | Aurora, Ohio 44202 | P: 800.324.1496 | F: 877.487.0516