



# LED HID Replacement Corn Cob Lamps

## Product Specifications



TCP's energy efficient LED HID Replacement Corn Cob lamps are an excellent choice for replacing traditional high-intensity discharge lamps. Damp location rated and designed for indoor/outdoor use where low maintenance and high lumen output is required.

### Reasons to choose the LED HID Replacement Corn Cob Lamps from TCP

- Uses less energy than high-intensity discharge products
- 50,000 hour life minimizes maintenance costs
- UL approved for damp locations
- 360° beam angle for full light distribution
- Isolated driver for better heat dissipation and eliminating the need for a ballast
- Surge protection - all lamps have 4kV surge protection
- Controls - several lamps can use daylight sensing, motion sensing, or 3-in-1 dimming to control when lamps are on/off
- Rated for enclosed fixtures

### Ideal Fixture for Lamp Replacements

- Canopies
- Round High & Low Bays
- Post Tops
- Acorns

### Typical Applications

- Warehouses
- Parking Lots
- Street Lights
- Industrial Lighting

### Specifications:

Color Temperatures .....4000K, 5000K  
 Wattage Replacements ..... 50W, 75W, 100W, 175W,  
 200W, 250W, 300W, 320W, 400W, 500W  
 Input Line Voltage ..... 100-277, 277-480VAC  
 Input Line Frequency..... 50/60HZ

Lamp Life (Rated) ..... 50,000 hours  
 Minimum Starting Temp ..... -40°C  
 Maximum Operating Temp..... 60°C  
 CRI ..... ≥ 85  
 Surge Protection ..... 4kV



\*Based on 12 hours use per day

## LED HID Corn Cob Lamp Installation and Instruction Guide

**WARNING! RISK OF ELECTRIC SHOCK! DISCONNECT POWER AT FUSE OR CIRCUIT BREAKER BEFORE INSTALLING OR SERVICING!**

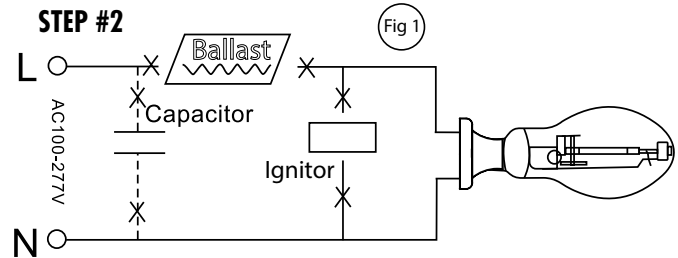
### STEP #1



**POWER OFF**

TURN OFF POWER AT CIRCUIT BREAKER to prevent risk of electric shock.

### STEP #2

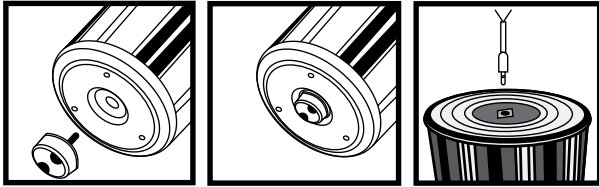


Remove old ballast or disconnect from existing lamp holder. Remove and dispose of ballast in correct manner (also disconnect any other components such as ignitors, starters, capacitors). Shown as Figure 1.

### STEP #3 (OPTIONAL)

Fig 2

Fig 3

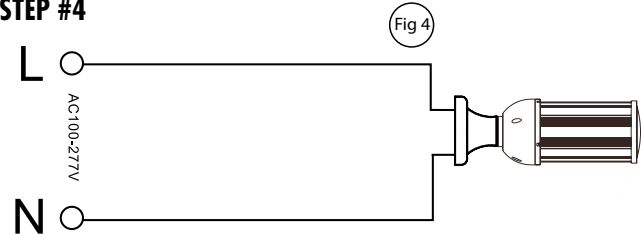


**Sensor Installation**

**3 In 1 Dimming Wire Installation**

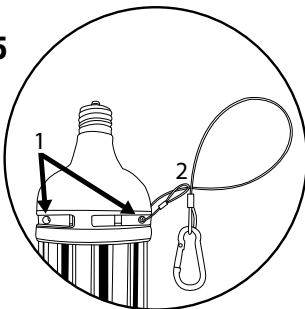
Sensor or 3 in 1 dimming wire installation. Connect as shown in Figure 2 and 3. The sensor/wire should be connected before the lamp is installed. Connect dimming wire to manufacturer's dimming system as per instructions.

### STEP #4



Reconnect directly to the existing lamp holder. Install new LED replacement lamp. Shown as Figure 4. Please make sure old socket is correctly grounded.

### STEP #5



If lamp being installed is over 60w, attach provided tether cable to lamp. Locate either entry hole(1) on lamp shown in diagram and feed looped end of tether cable(2) through hole. You may need to crimp with pliers first. Once through, take end with grappling clip through loop as shown, tighten and secure clip to safe location.

### STEP #6

This luminaire has been modified to operate LED lamps. Do not attempt to install or operate HID lamps or Compact Fluorescent Luminaires in this luminaire. In the future, use only bypass lamps.

**LED RETROFIT LUMINAIRE CONVERSION**  
 FOR USE ONLY WITH PRODUCTS DESCRIBED AND INSTALLED IN ACCORDANCE WITH THE INSTRUCTIONS PROVIDED WITH THE RETROFIT KIT (E353692)  
 Order at [www.tcp.com](http://www.tcp.com)

**REPLACEMENT LAMP:**  
 LXXCCE26UYK ("XX" = 12W & 18W & 27W & 36W & 45W & 54W & 63W & 100W & 120W)  
 LXXCCEX39UYK ("XX" = 45W & 54W & 63W & 100W & 120W)  
 LXXCCE26HYK ("XX" = 36W)  
 LXXCCEX39HYK ("XX" = 54W 100W)

Please apply included label to retrofitted luminaire in a visible location.

### STEP #7



**POWER ON**

TURN ON POWER AT CIRCUIT BREAKER

## Specifications



ITEM #	DESCRIPTION	DLC	HID WATT EQUIVALENT	VOLTAGE	WATTAGE	LUMENS	CRI	COLOR TEMP	MOL (inches)	DIA (inches)	MIN ENCLOSURE DIMENSION (INCHES)	BASE	3 IN 1 DIMMING/SENSORS
<b>LED HID Corn Cob Lamp Series - 120-277 VAC</b>													
<b>50W LED HID</b>													
L12CCE26U40K	COB 12W HID50 E26 40K 120V		50	100-277	12	1800	85	4000K	4.9	2.3	N/A	E26	NO
L12CCE26U50K	COB 12W HID50 E26 50K 120V		50	100-277	12	1800	85	5000K	4.9	2.3	N/A	E26	NO
<b>75W LED HID</b>													
L18CCE26U40K	COB 18W HID75 E26 40K 120V		75	100-277	18	2700	85	4000K	5.7	2.3	N/A	E26	NO
L18CCE26U50K	COB 18W HID75 E26 50K 120V		75	100-277	18	2700	85	5000K	5.7	2.3	N/A	E26	NO
<b>100W LED HID</b>													
L27CCE26U40K	COB 27W HID100 E26 40K 120V		100	100-277	27	4050	85	4000K	6.5	2.3	N/A	E26	NO
L27CCE26U50K	COB 27W HID100 E26 50K 120V		100	100-277	27	4050	85	5000K	6.5	2.3	N/A	E26	NO
<b>175W LED HID</b>													
L36CCE26U40K	COB 36W HID175 E26 40K 120V		175	100-277	36	5400	85	4000K	7.9	3.3	N/A	E26	YES
L36CCE26U50K	COB 36W HID175 E26 50K 120V		175	100-277	36	5400	85	5000K	7.9	3.3	N/A	E26	YES
<b>200W LED HID</b>													
L45CCE26U40K	COB 45W HID200 E26 40K 120V		200	100-277	45	6750	85	4000K	9.1	3.3	N/A	E26	YES
L45CCE26U50K	COB 45W HID200 E26 50K 120V		200	100-277	45	6750	85	5000K	9.1	3.3	N/A	E26	YES
L45CCEX39U40K	COB 45W HID200 EX39 40K 120V		200	100-277	45	6750	85	4000K	9.2	3.3	N/A	EX39	YES
L45CCEX39U50K	COB 45W HID200 EX39 50K 120V		200	100-277	45	6750	85	5000K	9.2	3.3	N/A	EX39	YES
<b>250W LED HID</b>													
L54CCEX39U40K	COB 54W HID250 EX39 40K 120V		250	100-277	54	8100	85	4000K	9.1	3.3	7.87" L x 7.87"	EX39	YES
L54CCEX39U50K	COB 54W HID250 EX39 50K 120V		250	100-277	54	8100	85	5000K	9.2	3.3	7.87" L x 7.87"	EX39	YES
<b>300W LED HID</b>													
L63CCEX39U40K	COB 63W HID300 EX39 40K 120V		300	100-277	63	9450	85	4000K	9.7	3.5	7.87" L x 7.87"	EX39	YES
L63CCEX39U50K	COB 63W HID300 EX39 50K 120V		300	100-277	63	9450	85	5000K	9.7	3.5	7.87" L x 7.87"	EX39	YES
<b>320W LED HID</b>													
L80CCEX39U40K	COB 80W HID320 EX39 40K 120V		320	100-277	80	12000	85	4000K	9.6	5.1	9.84" x 9.84"	EX39	YES
L80CCEX39U50K	COB 80W HID320 EX39 50K 120V		320	100-277	80	12000	85	5000K	9.6	5.1	9.84" x 9.84"	EX39	YES
<b>400W LED HID</b>													
L100CCEX39U40K	COB 100W HID400 EX39 40K 120V		400	100-277	100	15000	85	4000K	10.2	5.1	9.84" x 9.84"	EX39	YES
L100CCEX39U50K	COB 100W HID400 EX39 50K 120V		400	100-277	100	15000	85	5000K	10.2	5.1	9.84" x 9.84"	EX39	YES
<b>500W LED HID</b>													
L120CCEX39U40K	COB 120W HID500 EX39 40K 120V		500	100-277	100	18000	85	4000K	11.1	5.1	9.84" x 9.84"	EX39	YES
L120CCEX39U50K	COB 120W HID500 EX39 50K 120V		500	100-277	100	18000	85	5000K	11.1	5.1	9.84" x 9.84"	EX39	YES

## Specifications



L36CCE26HxxK



L54CCEX39HxxK



L100CCEX39HxxK



ITEM #	DESCRIPTION	DLC	HID WATT EQUIVALENT	VOLTAGE	WATTAGE	LUMENS	CRI	COLOR TEMP	MOL (inches)	DIA (inches)	MIN ENCLOSURE DIMENSION (INCHES)	BASE	3 IN 1 DIMMING/SENSORS
<b>LED HID Corn Cob Lamp Series - 277-480 VAC</b>													
<b>175W LED HID</b>													
L36CCE26H40K	COB 36W HID175 E26 40K 480V		175	277-480	36	5400	85	4000K	7.9	3.3	N/A	E26	NO
L36CCE26H50K	COB 36W HID175 E26 50K 480V		175	277-480	36	5400	85	5000K	7.9	3.3	N/A	E26	NO
<b>250W LED HID</b>													
L54CCEX39H40K	COB 54W HID250 EX39 40K 480V		250	277-480	54	8100	85	4000K	9.2	3.3	7.87" L x 7.87"	EX39	YES
L54CCEX39H50K	COB 54W HID250 EX39 50K 480V		250	277-480	54	8100	85	5000K	9.2	3.3	7.87" L x 7.87"	EX39	YES
<b>400W LED HID</b>													
L100CCEX39H40K	COB 100W HID400 EX39 40K 480V		400	277-480	100	15000	85	4000K	10.2	5.1	9.84" x 9.84"	EX39	YES
L100CCEX39H50K	COB 100W HID400 EX39 50K 480V		400	277-480	100	15000	85	5000K	10.2	5.1	9.84" x 9.84"	EX39	YES

# TECHNOLOGY CAST IN A BEAUTIFUL LIGHT

For over 20 years, TCP has been designing, developing and delivering energy-efficient lighting into the market. Thanks to our cutting-edge technology and manufacturing expertise, we have shipped billions of high quality lighting products. With TCP, you can count on a lighting product that is designed to meet the needs of the market - that transforms your surroundings and envelopes you in warmth - lighting that generates beauty with every flip of the switch.

Sales:

Date:

Model:

Project:

Rep:

Catalog Number:

Type:

Notes:



For more information on the quality and care TCP can deliver, call us at **800.324.1496** or visit [tcp.com](http://tcp.com)

325 Campus Dr. | Aurora, Ohio 44202 | P: 800.324.1496 | F: 877.487.0516